

Robinhood Markets, Inc.

May 2025 Monthly Metrics Dashboard



Robinhood

May 2025 Monthly Metrics Dashboard

Funded Customers¹

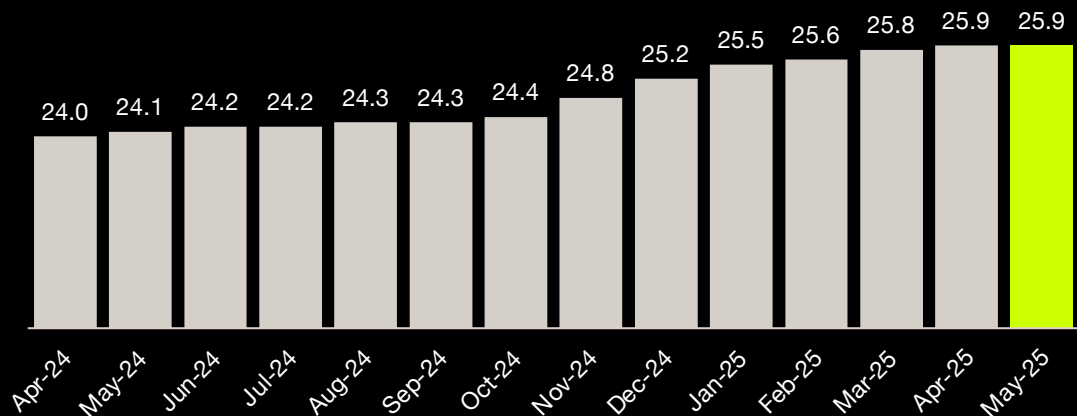
in millions

May-25

25.9M

+5k M/M

+1.81M Y/Y



Total Platform Assets

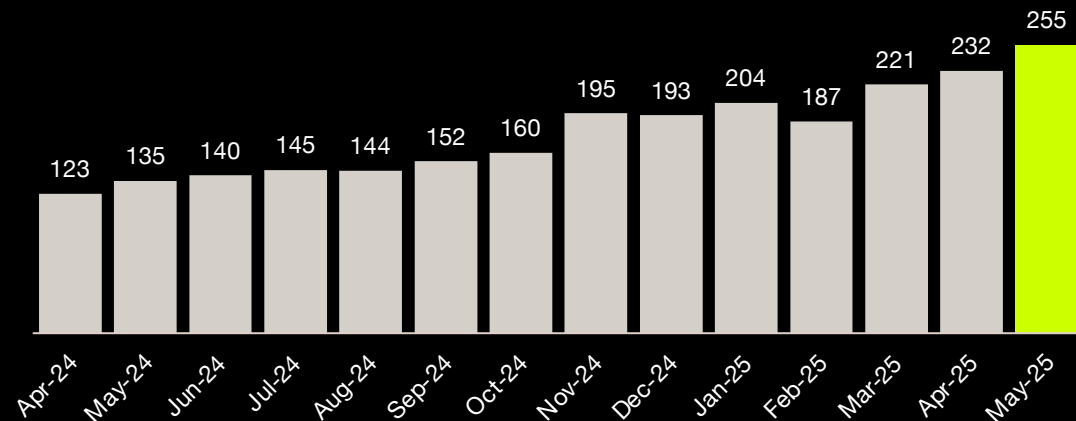
in \$ billions

May-25

\$255.3B

+10% M/M

+89% Y/Y



Net Deposits²

in \$ billions

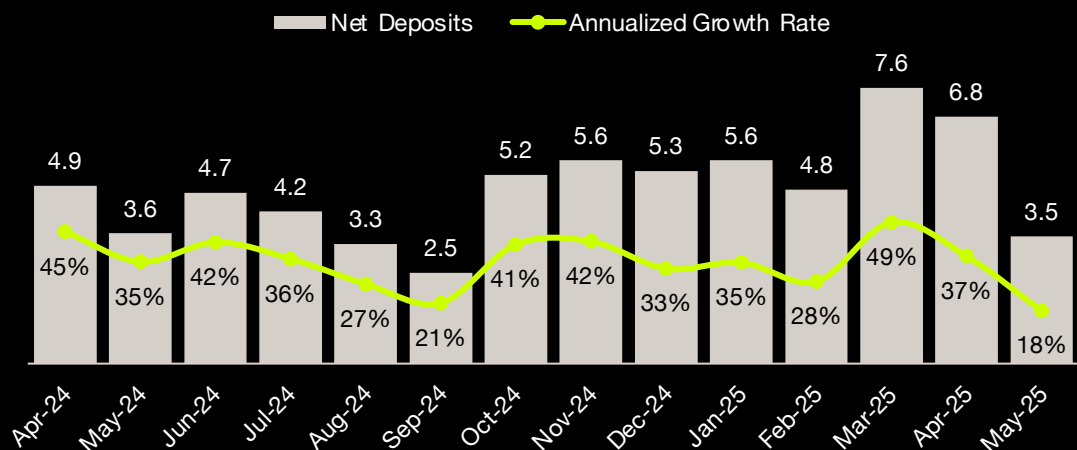
May-25

\$3.5B

18% Annualized Growth

\$59.1B LTM

44% LTM Growth



Cash Sweep

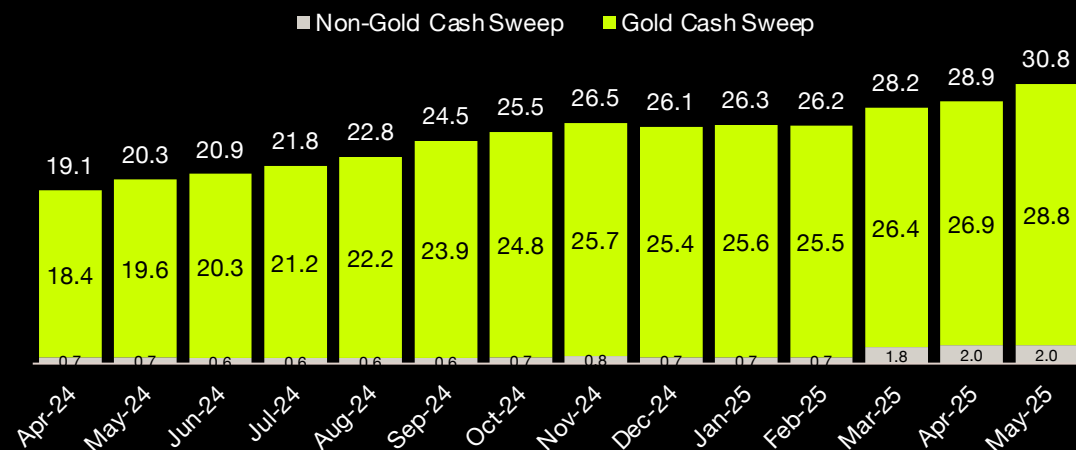
in \$ billions

May-25

\$30.8B

+7% M/M

+52% Y/Y



Note: Does not reflect the acquisition of Bitstamp, which closed on June 2, 2025.

1. May 2025 Funded Customers includes the impact of required escheatment of approximately 100 thousand low-balance accounts.

2. Net Deposits do not include results from TradePMR.

For definitions and additional information regarding these metrics, please refer to Robinhood's full May 2025 Monthly Metrics release, which is available at investors.robinhood.com. The information in this release is unaudited.

May 2025 Monthly Metrics Dashboard (Continued)

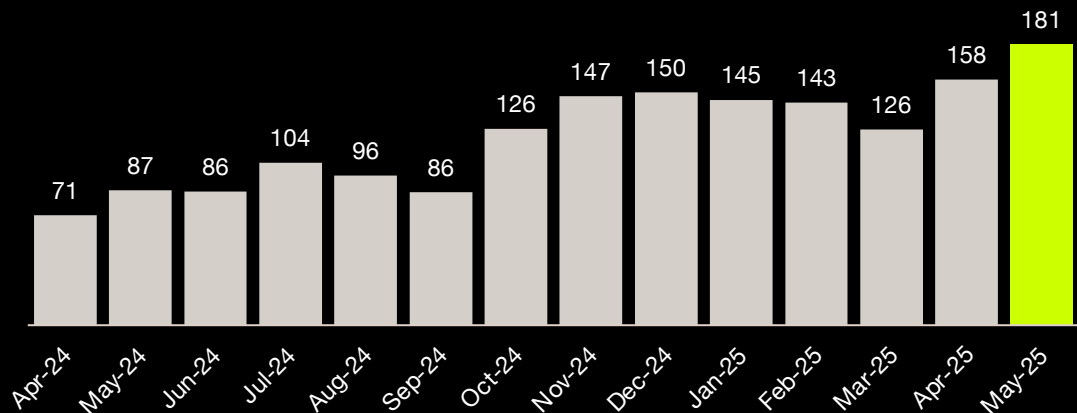
Equity Notional Volumes in \$ billions

May-25

\$180.5B

+14% M/M

+108% Y/Y



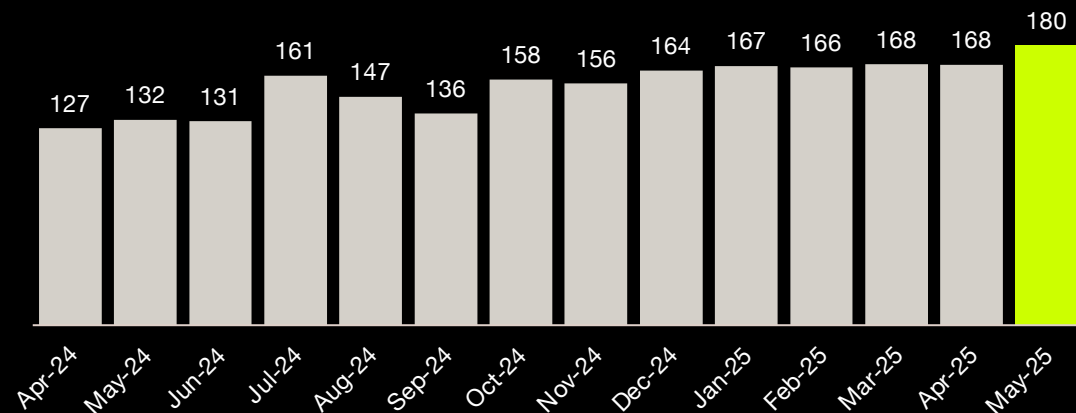
Options Contracts Traded in millions of contracts

May-25

179.8M

+7% M/M

+36% Y/Y



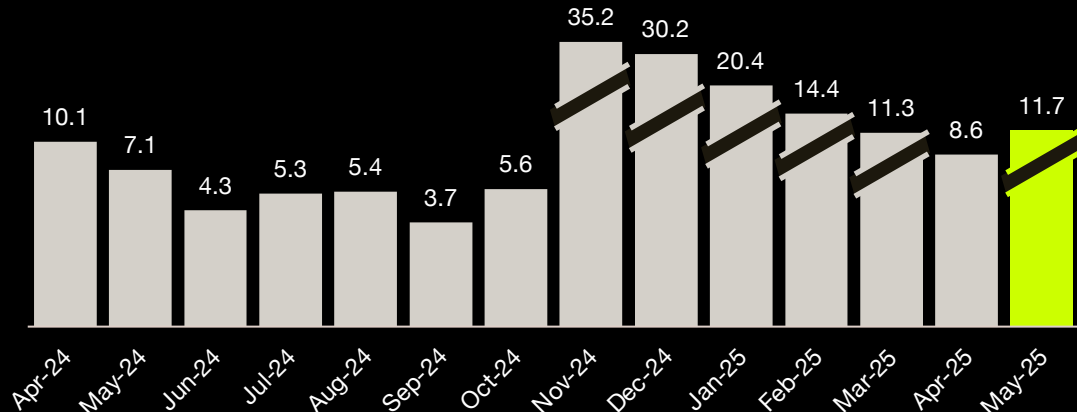
Crypto Notional Volumes in \$ billions

May-25

\$11.7B

+36% M/M

+65% Y/Y



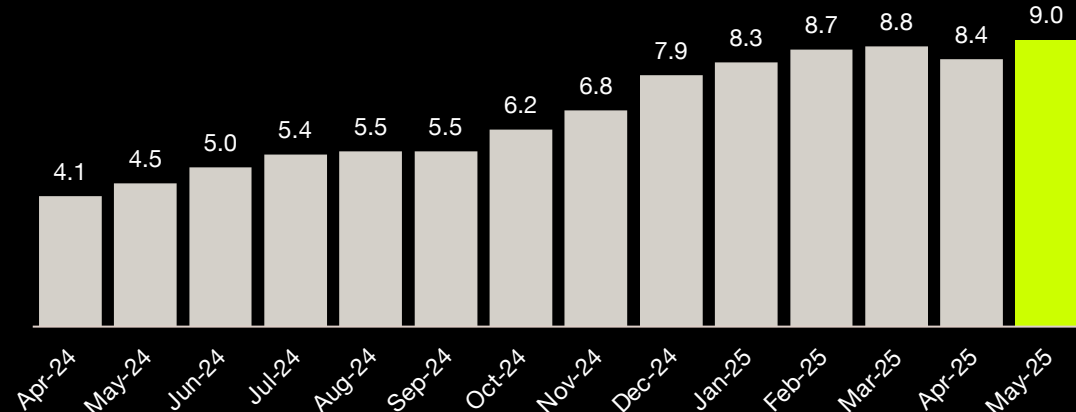
Margin Book in \$ billions

May-25

\$9.0B

+7% M/M

+100% Y/Y



Note: Does not reflect the acquisition of Bitstamp, which closed on June 2, 2025.

For definitions and additional information regarding these metrics, please refer to Robinhood's full May 2025 Monthly Metrics release, which is available at investors.robinhood.com. The information in this release is unaudited.