

Robinhood Markets, Inc.
August 2024 Monthly Metrics Dashboard

August 2024 Monthly Metrics Dashboard

Funded Customers

in millions

Aug-24

24.3M

+60k M/M

+1.05M Y/Y

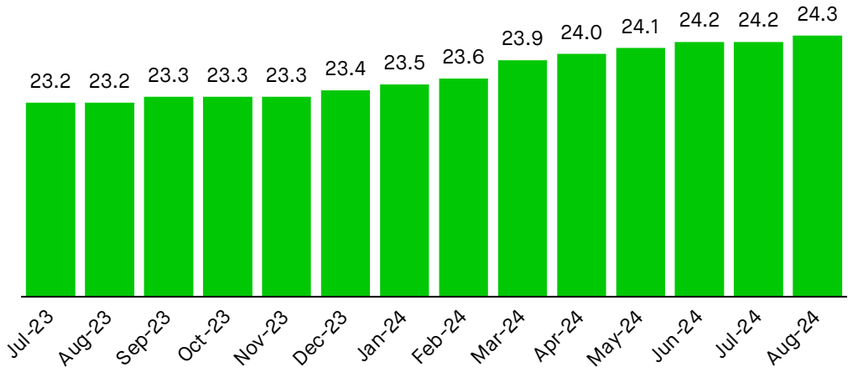

Assets Under Custody (AUC)

in $ billions

Aug-24

$143.6B

(1%) M/M

+60% Y/Y

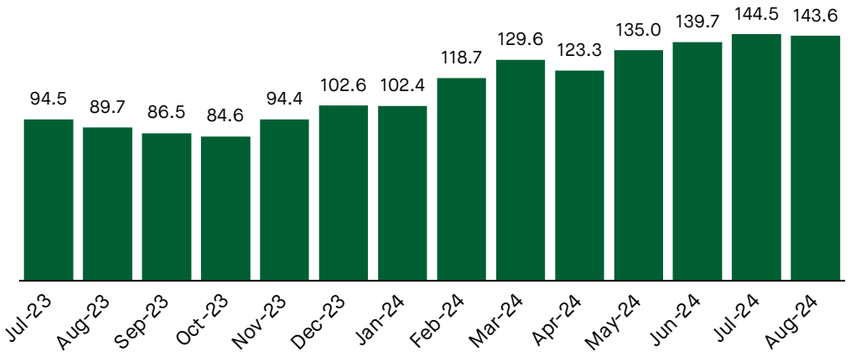

Net Deposits

in $ billions

Annualized Growth Rate

Aug-24

$3.3B

27% Annualized Growth

$37.5B LTM

42% LTM Growth

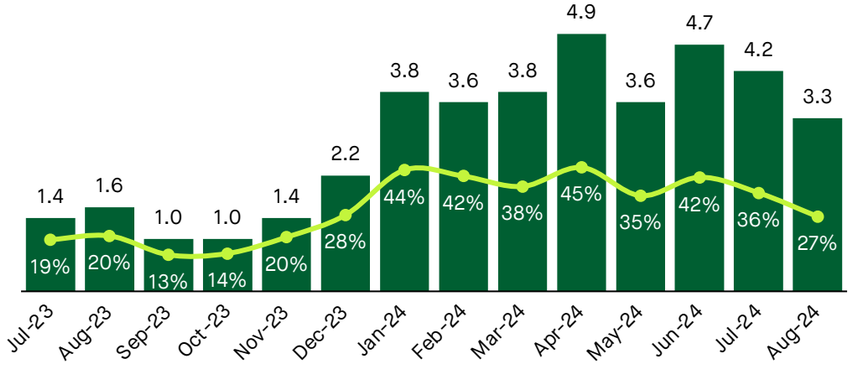

Cash Sweep

in $ billions

Non-Gold Cash Sweep

Gold Cash Sweep

Aug-24

$22.8B

+5% M/M

+71% Y/Y

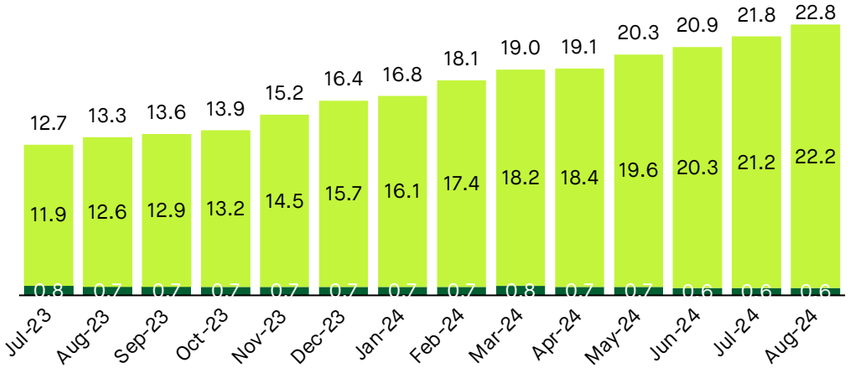

For definitions and additional information regarding these metrics, please refer to Robinhood's full August 2024 monthly metrics release, which is available at investors.robinhood.com. The information in this release is unaudited.

August 2024 Monthly Metrics Dashboard (Continued)

Equity Notional Volumes

in $ billions

Aug-24

$96.2B

(8%) M/M

+61% Y/Y

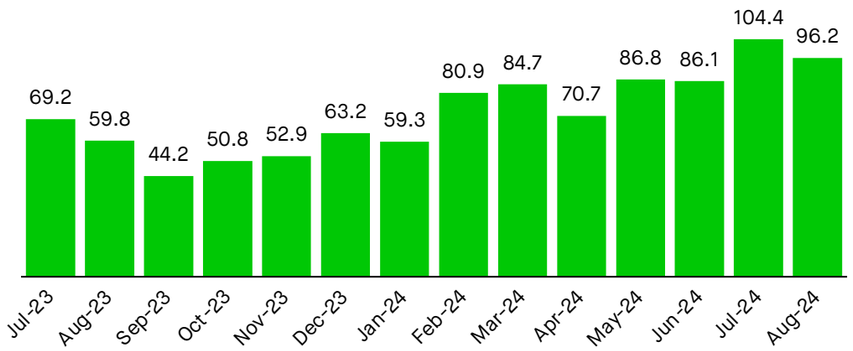

Options Contracts Traded

in millions of contracts

Aug-24

146.9M

(8%) M/M

+37% Y/Y

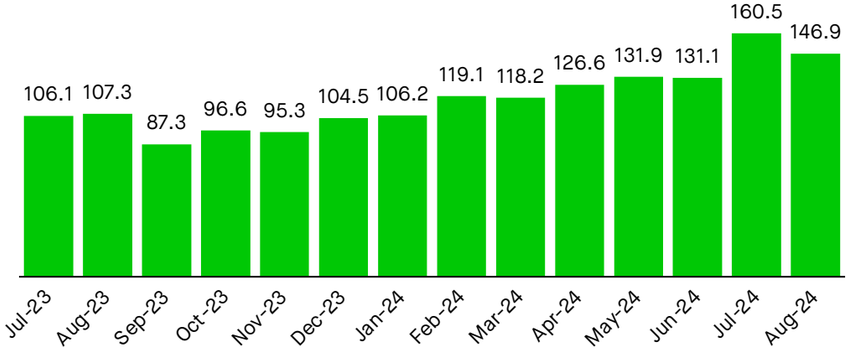

Crypto Notional Volumes

in $ billions

Aug-24

$5.4B

+2% M/M

+145% Y/Y

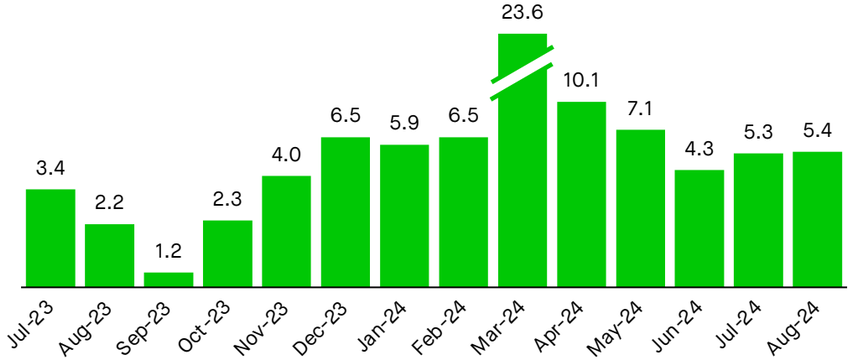

Margin Book

in $ billions

Aug-24

$5.5B

+2% M/M

+57% Y/Y

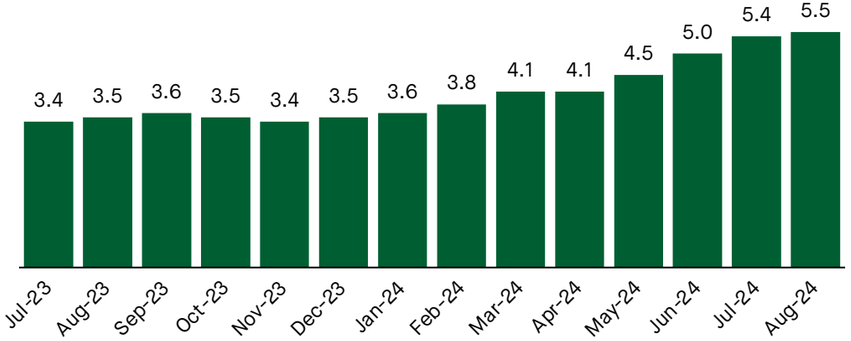

For definitions and additional information regarding these metrics, please refer to Robinhood's full August 2024 monthly metrics release, which is available at investors.robinhood.com. The information in this release is unaudited.