


Robinhood Markets, Inc.

August 2025 Monthly Metrics Dashboard



Robinhood

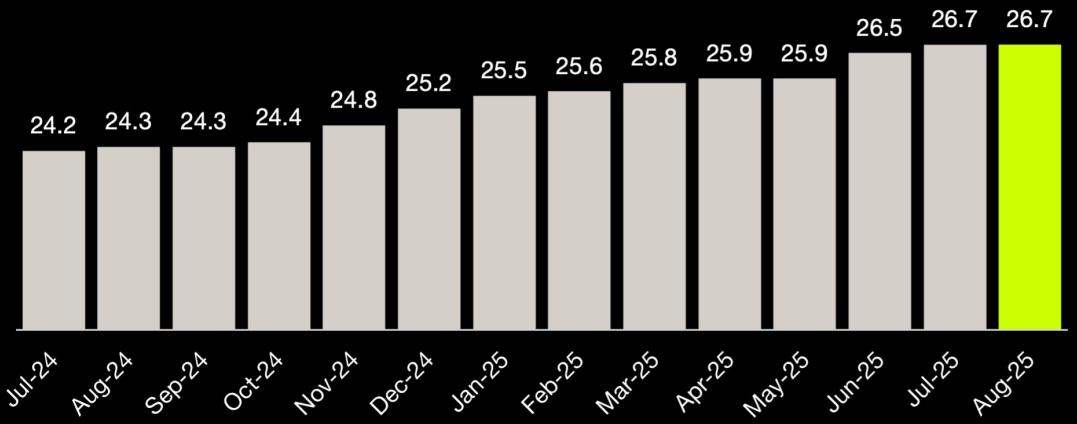
August 2025 Monthly Metrics Dashboard

Funded Customers *In millions*

Aug-25

26.7M

(10k) M/M
+2.40M Y/Y

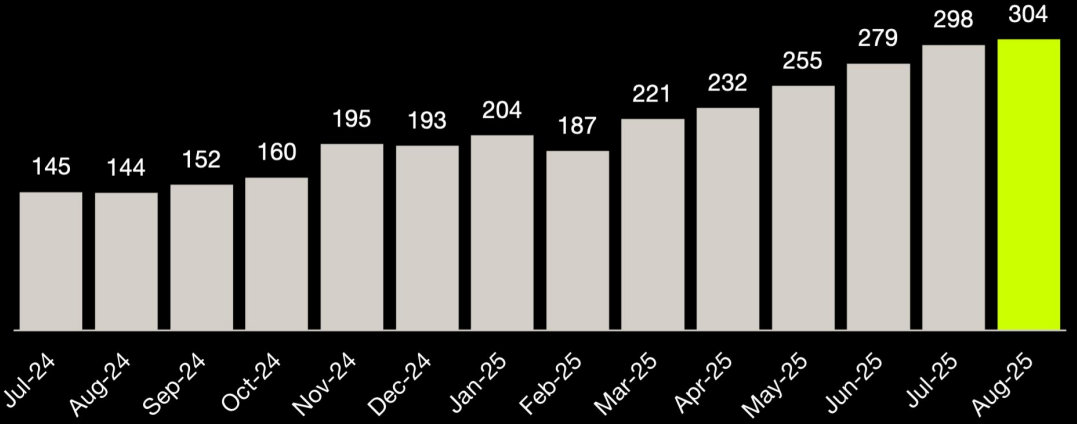


Total Platform Assets *In \$ billions*

Aug-25

\$303.9B

+2% M/M
+112% Y/Y



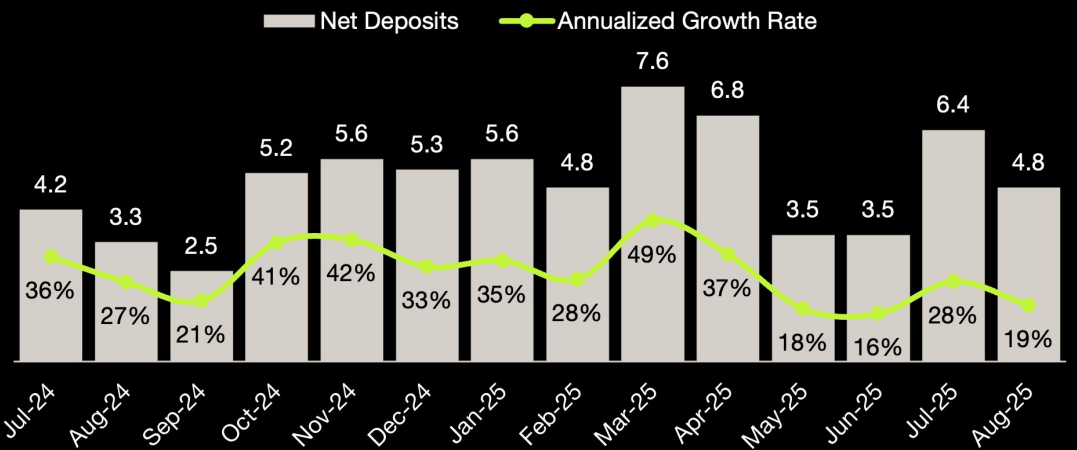
Net Deposits¹ *In \$ billions*

Aug-25

\$4.8B

19% Annualized Growth

\$61.6B LTM
43% LTM Growth

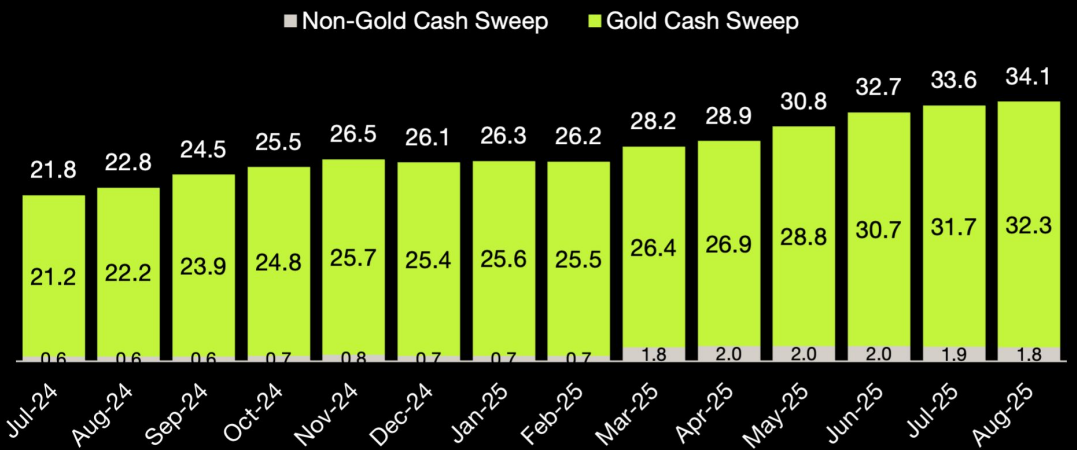


Cash Sweep *In \$ billions*

Aug-25

\$34.1B

+1% M/M
+50% Y/Y



1. Starting in June 2025, Net Deposits include results from Bitstamp. Net Deposits do not include results from TradePMR. For definitions and additional information regarding these metrics, please refer to Robinhood's full August 2025 Monthly Metrics release, which is available at investors.robinhood.com. The information in this release is unaudited. Totals may not foot due to rounding.

August 2025 Monthly Metrics Dashboard (Continued)

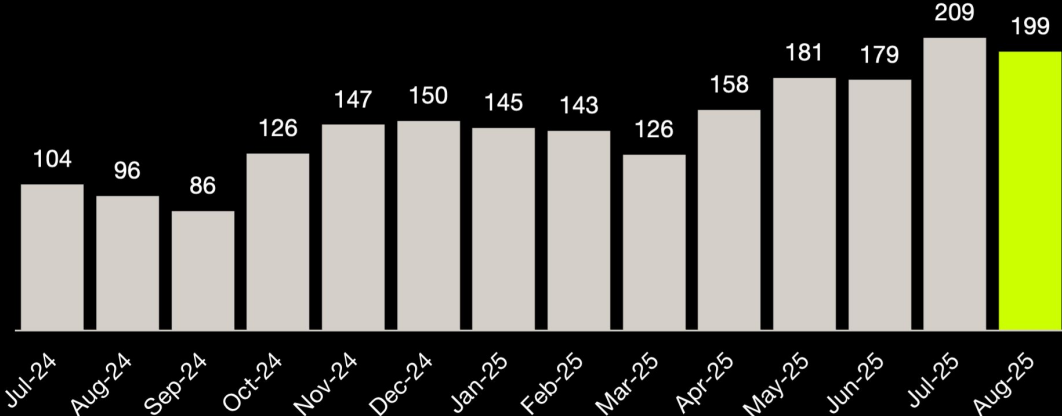
Equity Notional Volumes

In \$ billions

Aug-25

\$199.2B

(5%) M/M
+107% Y/Y



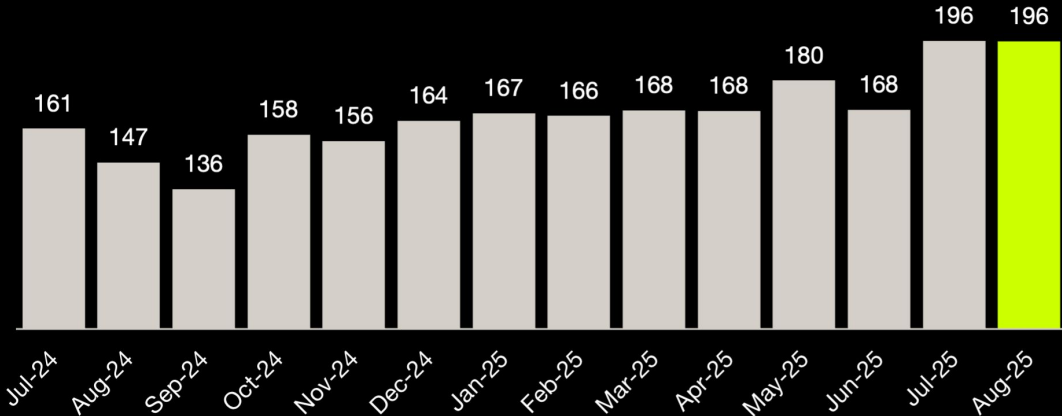
Options Contracts Traded

In millions

Aug-25

195.5M

- M/M
+33% Y/Y



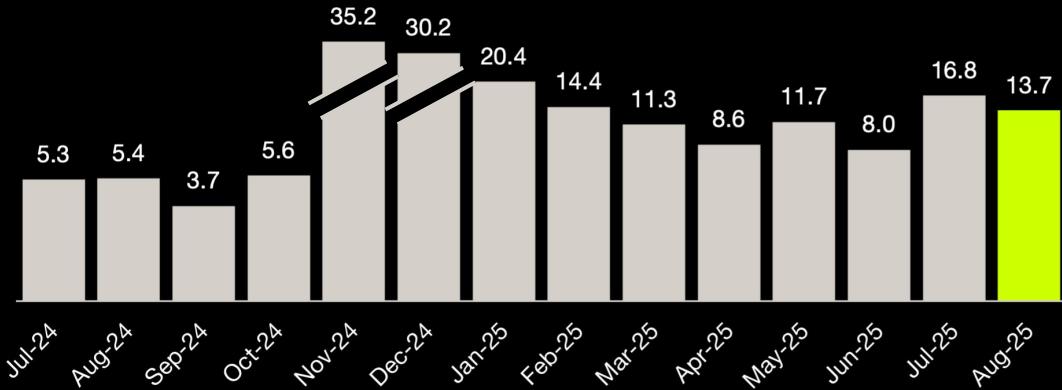
Robinhood App Crypto Notional Volumes

In \$ billions

Aug-25

\$13.7B

(18%) M/M
+154% Y/Y



Bitstamp Exchange Crypto Notional Volume (\$B)

-	-	-	-	-	-	-	-	-	-	-	-	6.7	11.9	14.4
---	---	---	---	---	---	---	---	---	---	---	---	-----	------	------

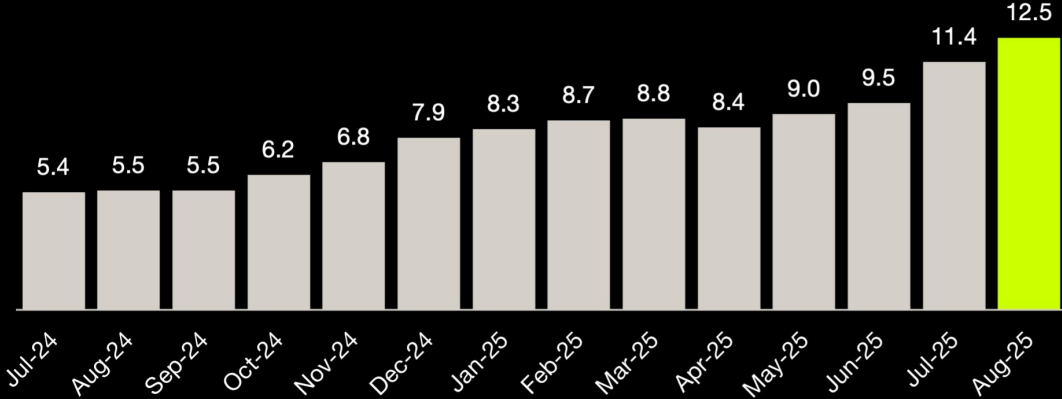
Margin Book

In \$ billions

Aug-25

\$12.5B

+10% M/M
+127% Y/Y



For definitions and additional information regarding these metrics, please refer to Robinhood's full August 2025 Monthly Metrics release, which is available at investors.robinhood.com. The information in this release is unaudited.