


Robinhood Markets, Inc.

December 2025 Monthly Metrics Dashboard



Robinhood

December 2025 Monthly Metrics Dashboard

Funded Customers

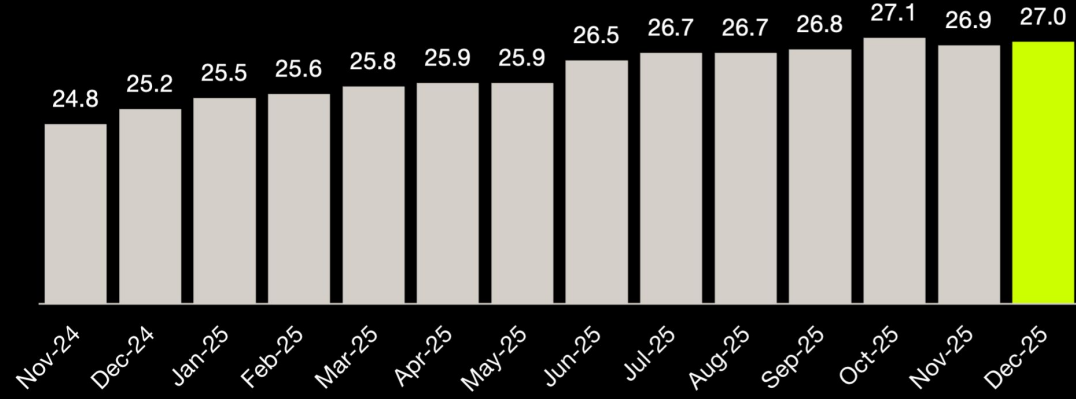
In millions

Dec-25

27.0M

+100k M/M

+1.87M Y/Y



Total Platform Assets

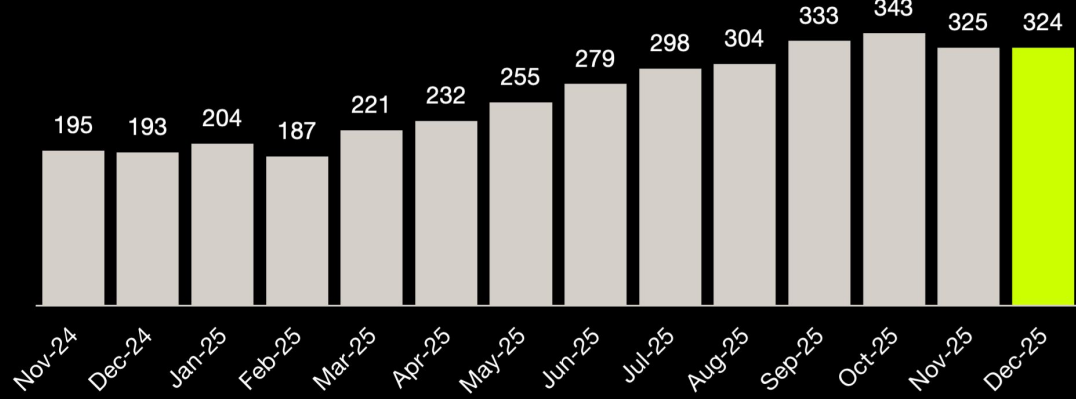
In \$ billions

Dec-25

\$324B

- M/M

+68% Y/Y



Net Deposits¹

In \$ billions

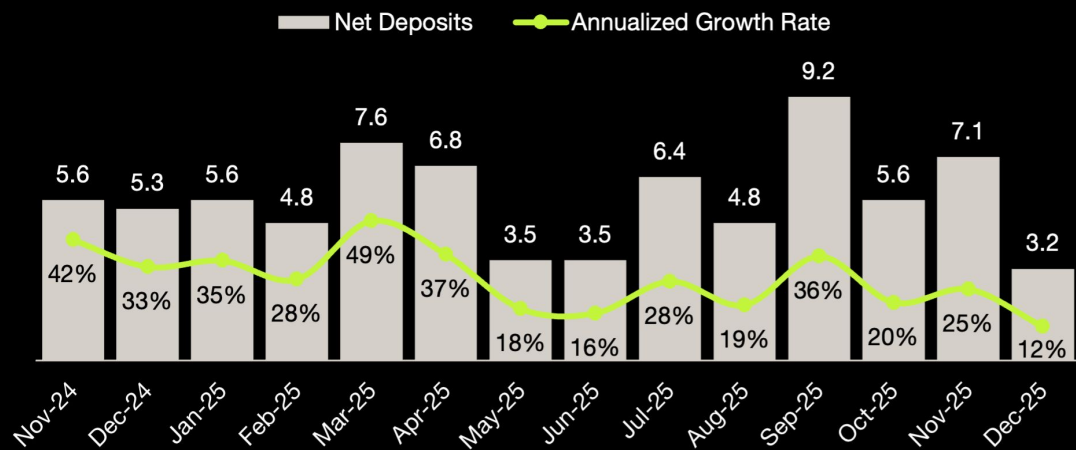
Dec-25

\$3.2B

12% Annualized Growth

\$68.1B LTM

35% LTM Growth



Cash Sweep²

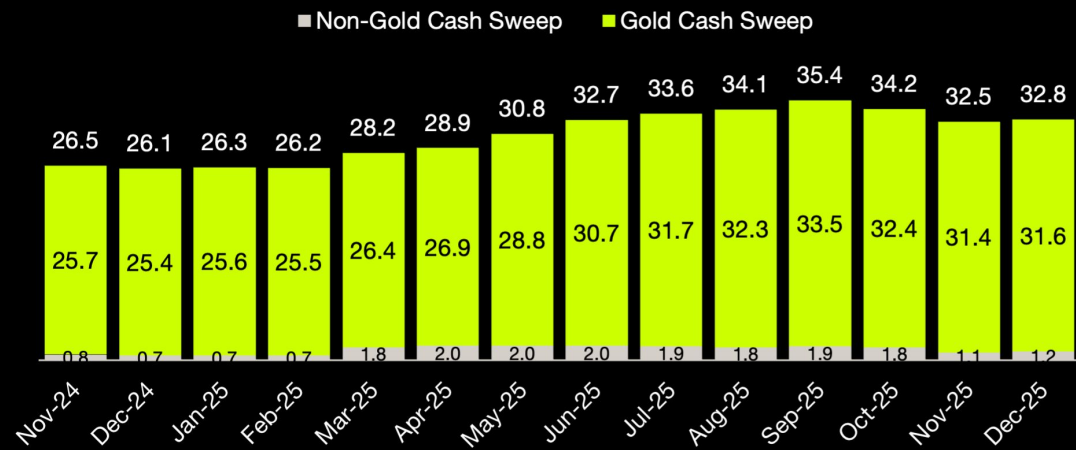
In \$ billions

Dec-25

\$32.8B

+1% M/M

+26% Y/Y



1. Starting in June 2025, Net Deposits include results from Bitstamp. Net Deposits do not include results from TradePMR.

2. Starting in December 2025, includes Robinhood Banking balances, which totaled \$0.1B as of 12/31/2025.

For definitions and additional information regarding these metrics, please refer to Robinhood's Q4 and Full Year 2025 Earnings Release, which is available at investors.robinhood.com. The information in this release is unaudited. Totals may not foot due to rounding.

December 2025 Monthly Metrics Dashboard (Continued)

Equity Notional Volumes

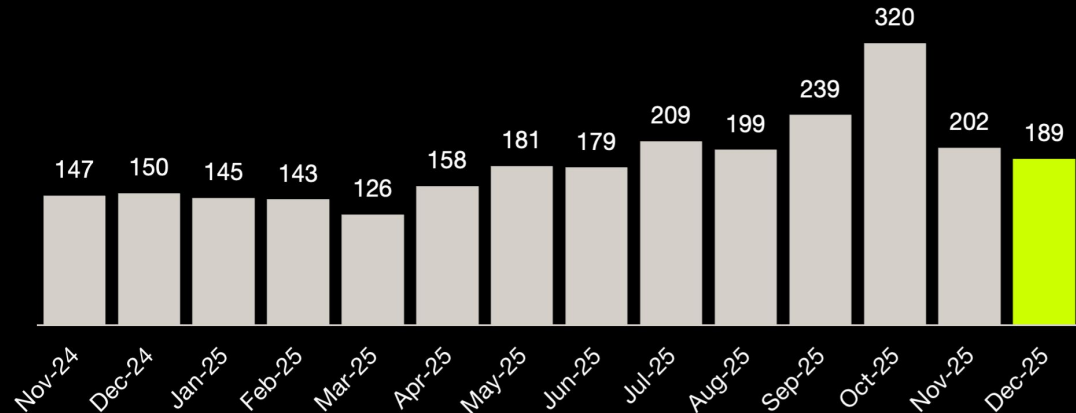
In \$ billions

Dec-25

\$189B

(6%) M/M

+26% Y/Y



Options Contracts Traded

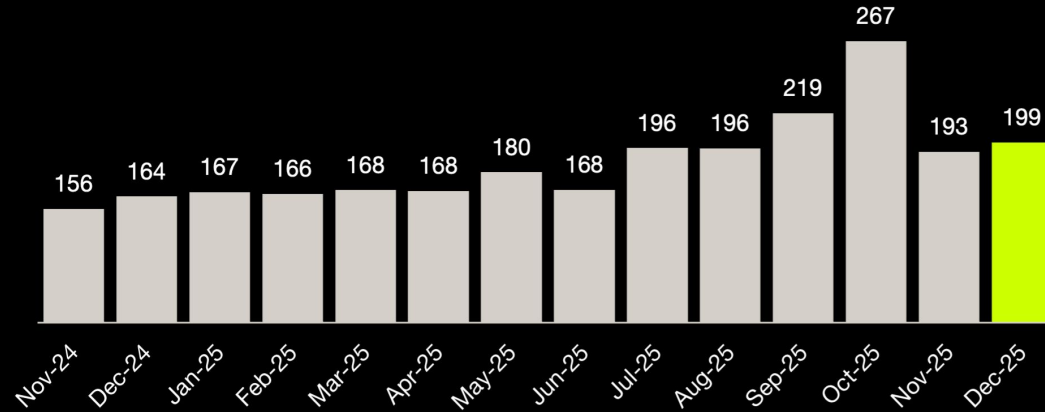
In millions

Dec-25

199M

+3% M/M

+22% Y/Y



Crypto Notional Volumes¹

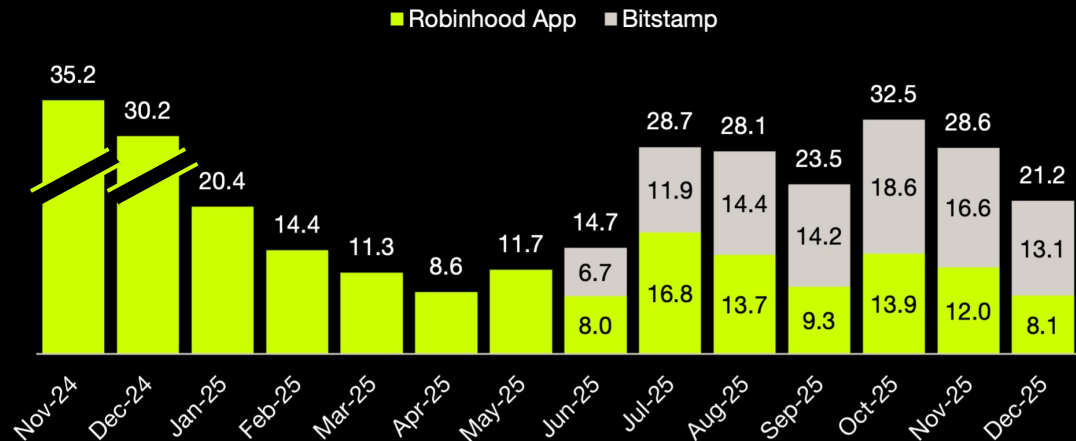
In \$ billions

Dec-25

\$21.2B

(26%) M/M

(30%) Y/Y



Margin Book

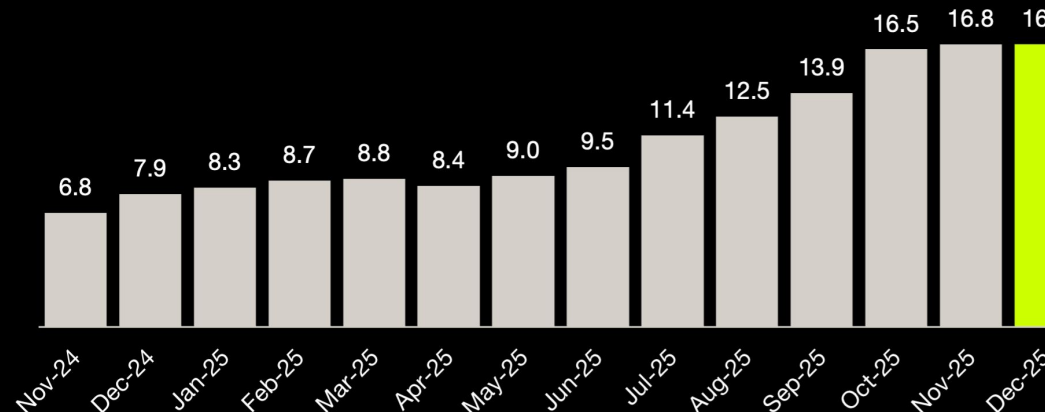
In \$ billions

Dec-25

\$16.8B

- M/M

+113% Y/Y



¹ Refer to Robinhood's Q4 and Full Year 2025 Earnings Release for the definition of Notional Trading Volume. For definitions and additional information regarding these metrics, please refer to Robinhood's Q4 and Full Year 2025 Earnings Release, which is available at investors.robinhood.com. The information in this release is unaudited. Totals may not foot due to rounding.