

Robinhood Markets, Inc.

June 2025 Monthly Metrics Dashboard



Robinhood

# June 2025 Monthly Metrics Dashboard

## Funded Customers<sup>1</sup>

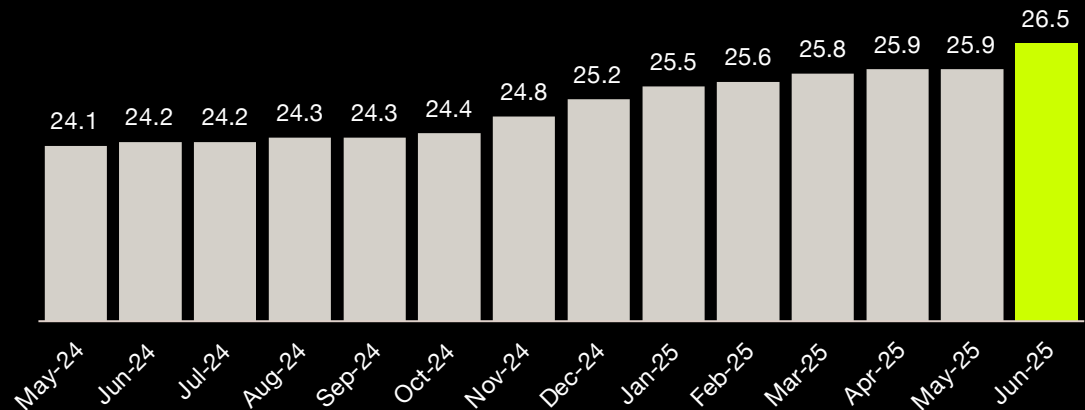
in millions

Jun-25

**26.5M**

+620k M/M

+2.37M Y/Y



## Total Platform Assets<sup>1</sup>

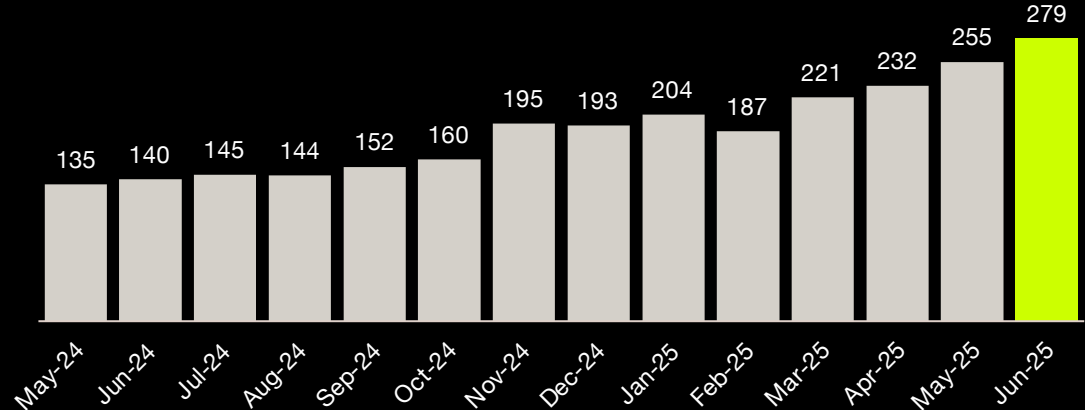
in \$ billions

Jun-25

**\$278.6B**

+9% M/M

+99% Y/Y



## Net Deposits<sup>1</sup>

in \$ billions

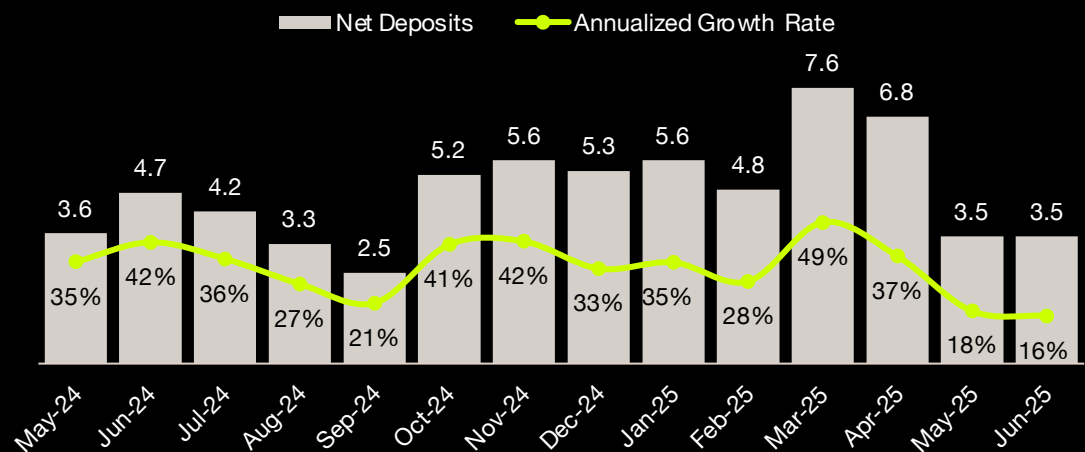
Jun-25

**\$3.5B**

16% Annualized Growth

\$57.9B LTM

41% LTM Growth



## Cash Sweep

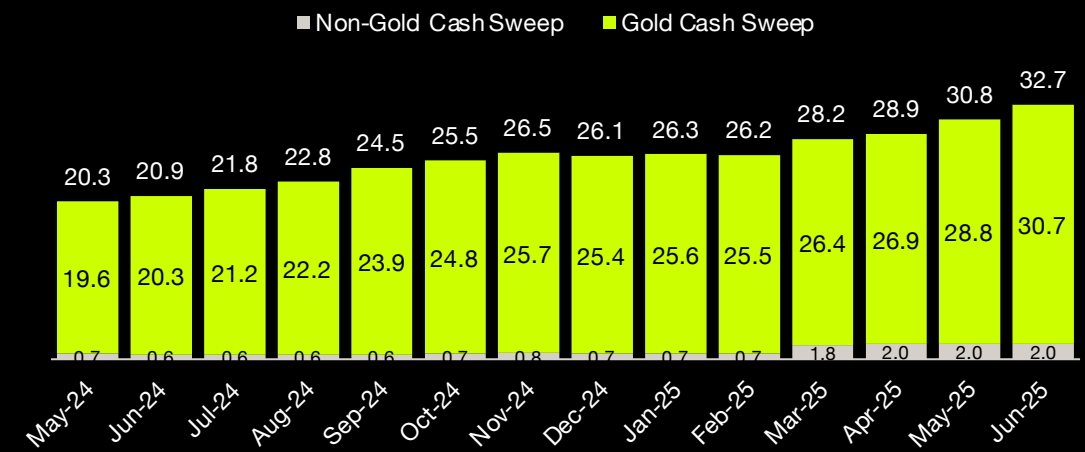
in \$ billions

Jun-25

**\$32.7B**

+6% M/M

+56% Y/Y



For definitions and additional information regarding these metrics, please refer to Robinhood's Q2 2025 earnings release, which is available at investors.robinhood.com. The information in this release is unaudited. Totals may not foot due to rounding.

(1) June 2025 Monthly Metrics include Bitstamp Funded Customers of ~520k and Total Platform Assets of ~\$9B. Starting in June 2025, Net Deposits include results from Bitstamp.

# June 2025 Monthly Metrics Dashboard (Continued)

## Equity Notional Volumes

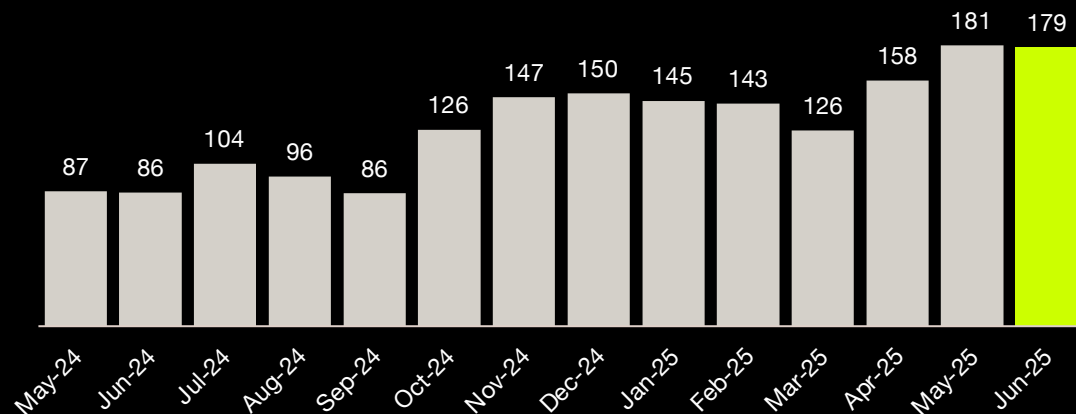
in \$ billions

Jun-25

**\$179.1B**

(1%) M/M

+108% Y/Y



## Options Contracts Traded

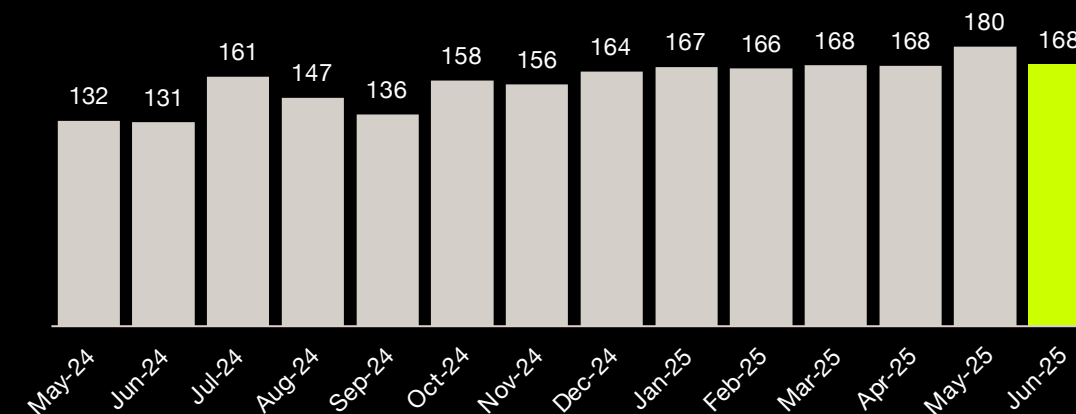
in millions of contracts

Jun-25

**168.1M**

(7%) M/M

+28% Y/Y



## Robinhood App Crypto Notional Volumes<sup>1</sup>

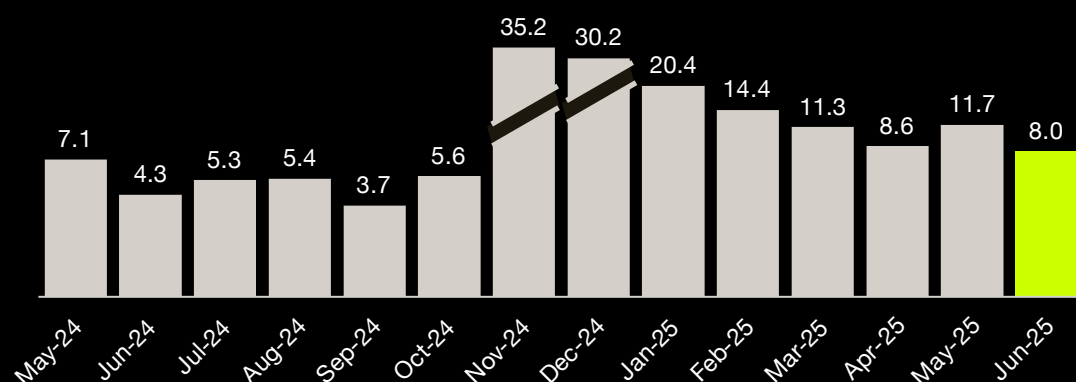
in \$ billions

Jun-25

**\$8.0B**

(32%) M/M

+86% Y/Y



Bitstamp Exchange Crypto Notional Volumes (\$B)<sup>1</sup>

|   |   |   |   |   |   |   |   |   |   |   |   |   |   |     |
|---|---|---|---|---|---|---|---|---|---|---|---|---|---|-----|
| - | - | - | - | - | - | - | - | - | - | - | - | - | - | 6.7 |
|---|---|---|---|---|---|---|---|---|---|---|---|---|---|-----|

## Margin Book

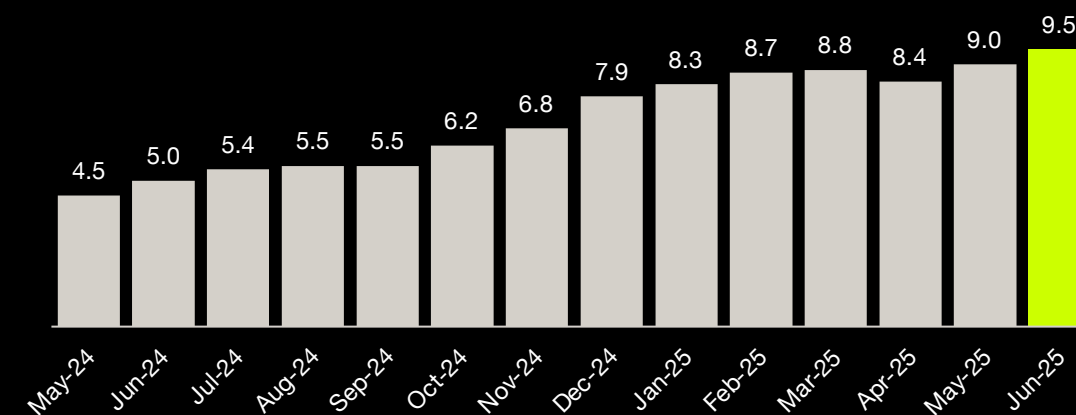
in \$ billions

Jun-25

**\$9.5B**

+6% M/M

+90% Y/Y



For definitions and additional information regarding these metrics, please refer to Robinhood's Q2 2025 earnings release, which is available at investors.robinhood.com. The information in this release is unaudited.

(1) Refer to Robinhood's Q2 2025 earnings release for the definition of Notional Trading Volume.