


Robinhood Markets, Inc.

October 2025 Monthly Metrics Dashboard



Robinhood

# October 2025 Monthly Metrics Dashboard

## Funded Customers

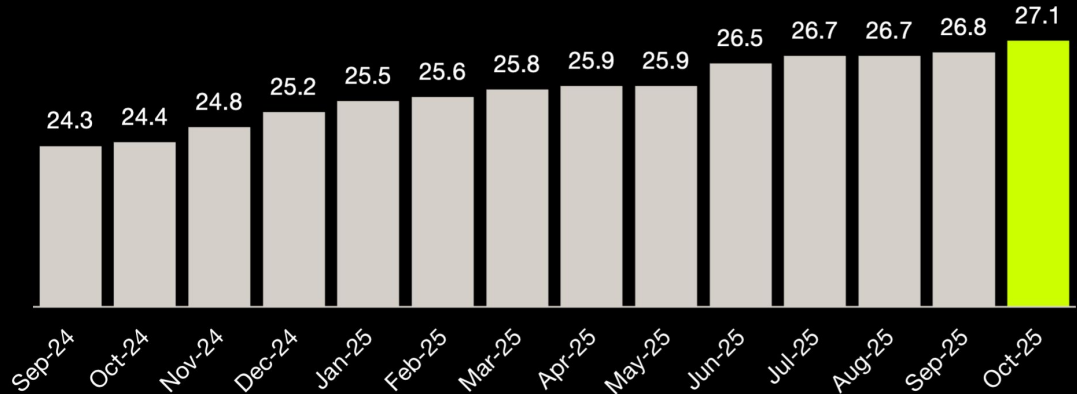
In millions

Oct-25

**27.1M**

+210k M/M

+2.65M Y/Y



## Total Platform Assets

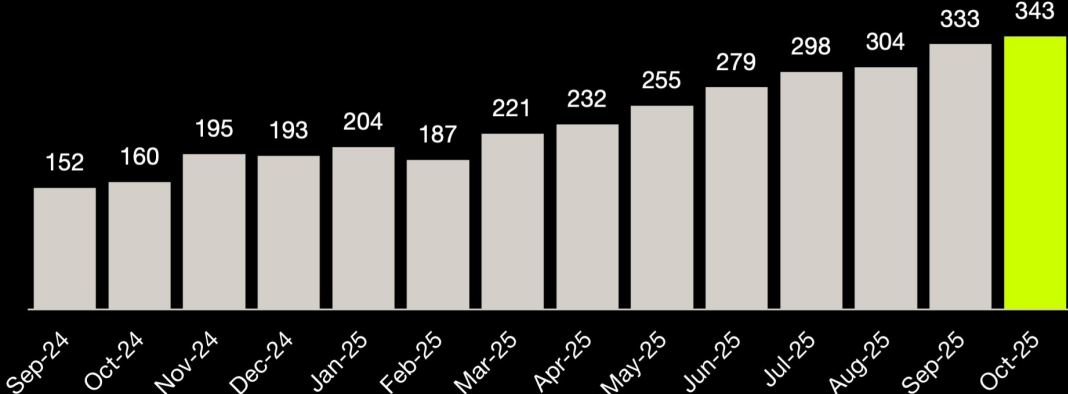
In \$ billions

Oct-25

**\$343B**

+3% M/M

+115% Y/Y



## Net Deposits<sup>1</sup>

In \$ billions

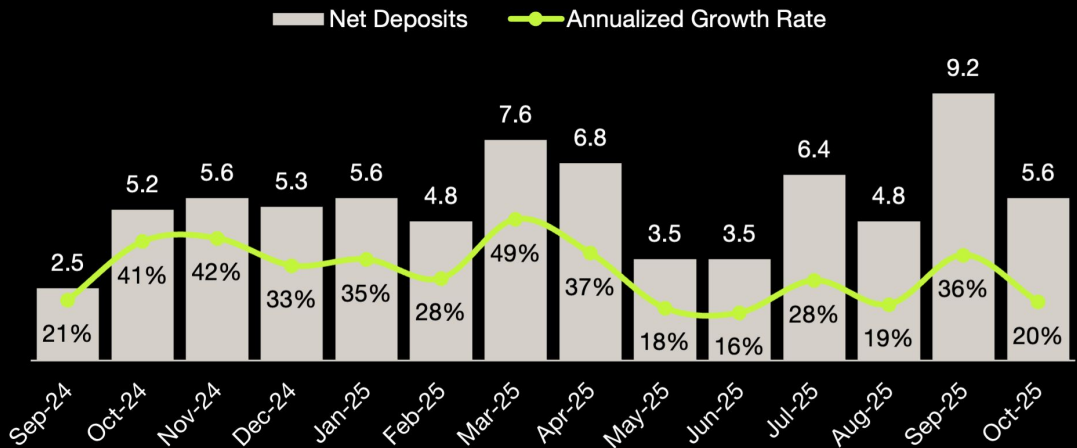
Oct-25

**\$5.6B**

20% Annualized Growth

\$68.7B LTM

43% LTM Growth



## Cash Sweep

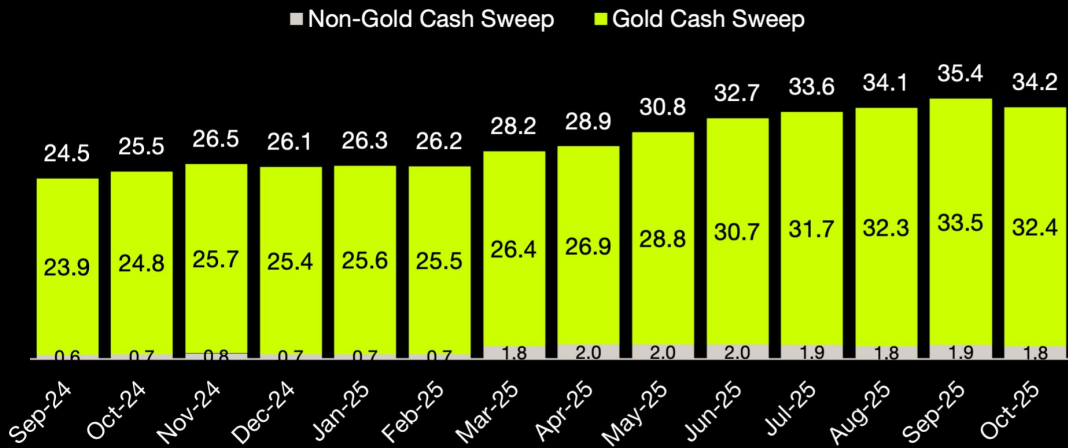
In \$ billions

Oct-25

**\$34.2B**

(3%) M/M

+34% Y/Y



<sup>1</sup> Starting in June 2025, Net Deposits include results from Bitstamp. Net Deposits do not include results from TradePMR. For definitions and additional information regarding these metrics, please refer to Robinhood's full October 2025 Monthly Metrics release, which is available at investors.robinhood.com. The information in this release is unaudited. Totals may not foot due to rounding.

# October 2025 Monthly Metrics Dashboard (Continued)

## Equity Notional Volumes

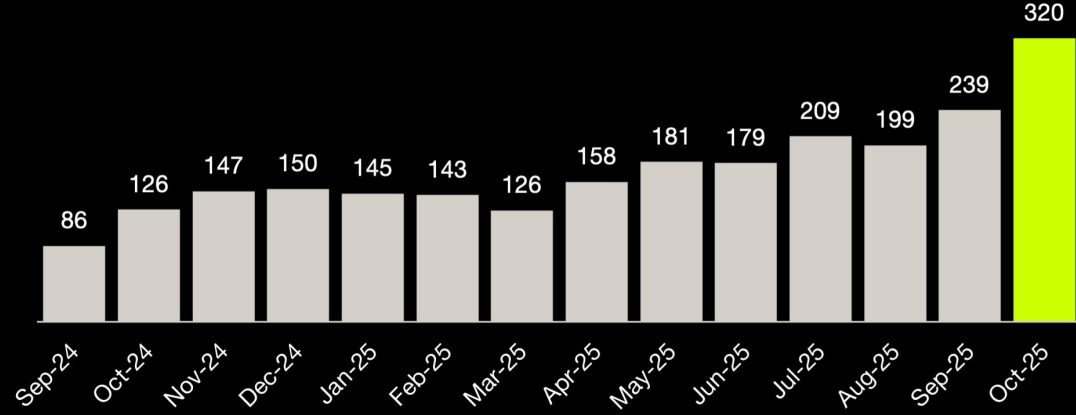
In \$ billions

Oct-25

**\$320B**

+34% M/M

+153% Y/Y



## Options Contracts Traded

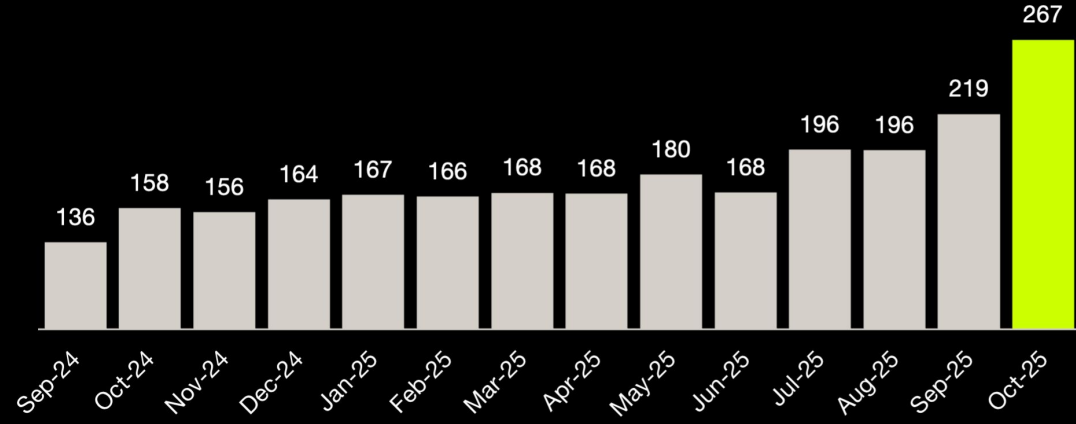
In millions

Oct-25

**267M**

+22% M/M

+69% Y/Y



## Crypto Notional Volumes<sup>1</sup>

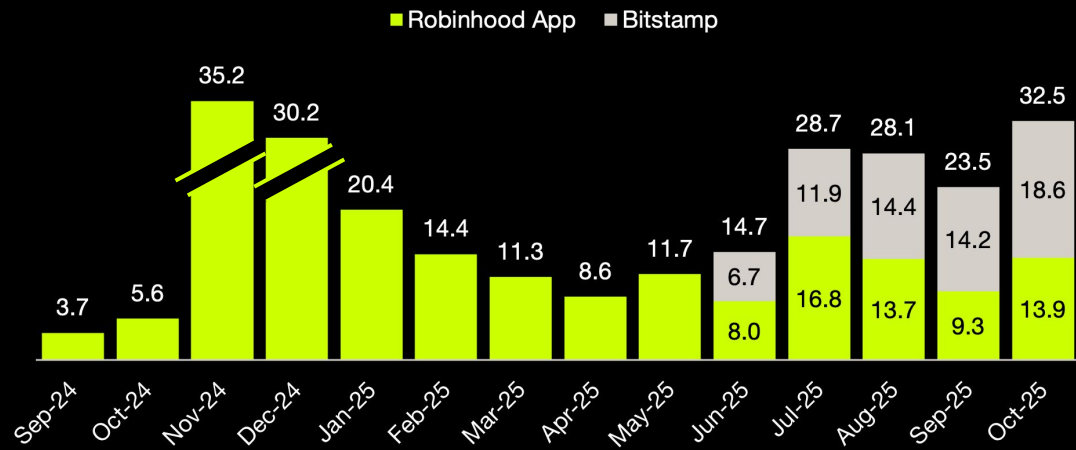
In \$ billions

Oct-25

**\$32.5B**

+38% M/M

+480% Y/Y



## Margin Book

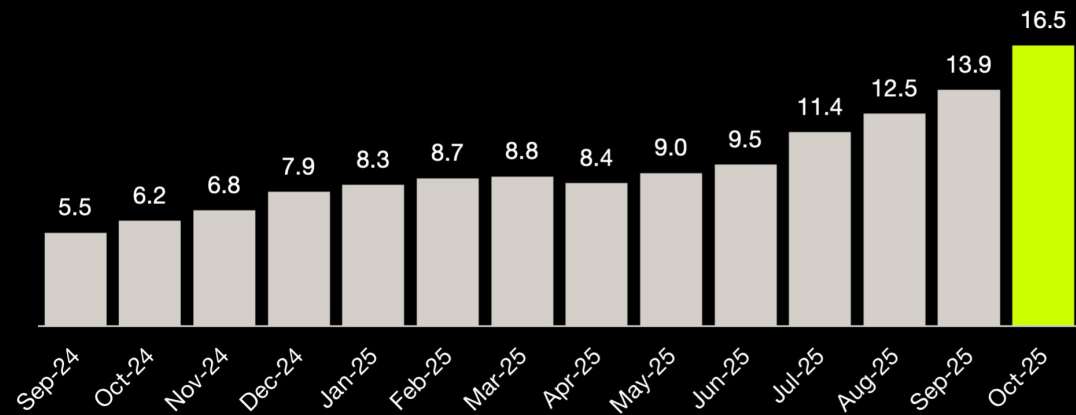
In \$ billions

Oct-25

**\$16.5B**

+19% M/M

+166% Y/Y



<sup>1</sup> Refer to Robinhood's full October 2025 Monthly Metrics release for the definition of Notional Trading Volume. For definitions and additional information regarding these metrics, please refer to Robinhood's full October 2025 Monthly Metrics release, which is available at investors.robinhood.com. The information in this release is unaudited. Totals may not foot due to rounding.